



Product and Pricing Guide



## Stone Supply

---

Stone Yard, 35 TCH Pynn's Brook

u-pick

0.8 ton pallets

stairs and benches

speciality stone

Custom cut block and brick

Stone Finishing

flaming

sawing

feathering

drilling (<1" diameter)

## Contracting Services

---

Stone Installation

outdoor living spaces

retaining walls

patios

paths

landings

stairs

gateways

seating

signage

- house numbers
- standing stones
- slab

Small equipment with operator

bobcat S175

17zts rubber-track Excavator

4-ton dump truck

Tree Services

insured rope access pruning and removal

## Trucking

---

4-ton loads dumped onsite

flagstone, gravel, soil, sod, crushed stone

Arrangement of 3rd-party trucking  
for natural stone

tandem, 14-16 tons

transport truck, 32 tons

## Workshops (technique, tools)

---

walling

patios

steps

## Project Materials - DIY

---

gloves

Envirostone™

(polymer-modified joint stabilizer and  
weed inhibitor)

lime

¼ minus (for joints)

landscape fabric


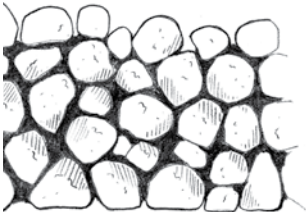
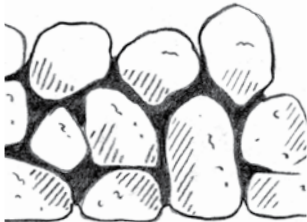




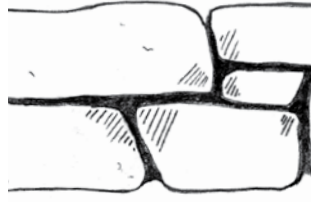



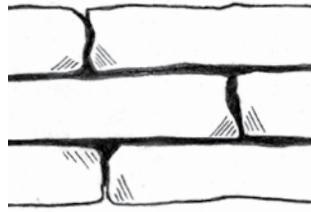
specialty-tool rental

stone hammers

stone chisels

heavy dolly

how-to pamphlets

	Small	Man Size	2 - Man Size	Large
Rough	 3-7" thick Flowerbed edger -	 <100 lb rocks 10-15 sqft/ton -	 100-400 lb rocks 8-12 sqft/ton -	 400-3000 lb rocks 5-8 sqft/ton -
Regular	 1-3" thick 15-20 sqft/ton -	 3-7" thick 15-20 sqft/ton -	 7-14" thick 8-12 sqft/ton -	 8-24" thick 5-8 sqft/ton -
Cut	 (5"x6" to 8"x8") Flowerbed edger -	 3-8" thick 15-20 sqft/ton -	 6-8" thick 15-20 sqft/ton -	 8-24" thick 5-8 sqft/ton -

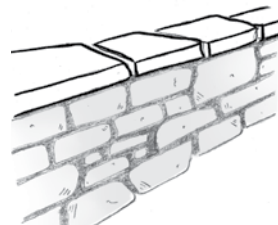
Delivery  
 4-ton max loads  
 -

## Vertical Coping



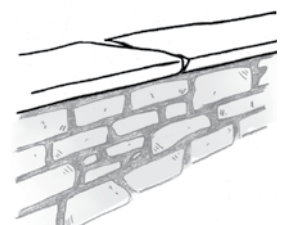
10-14" high  
 12-14" deep  
 -

## Cut Caps



3-4" thick  
 12-14" deep  
 -

## Bench Top



3-6" thick  
 -

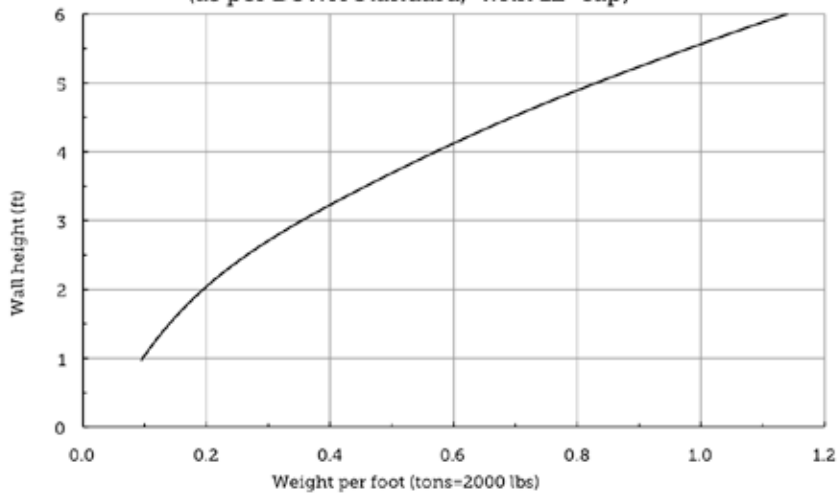


# Retaining Stone

Notes and Disclaimer

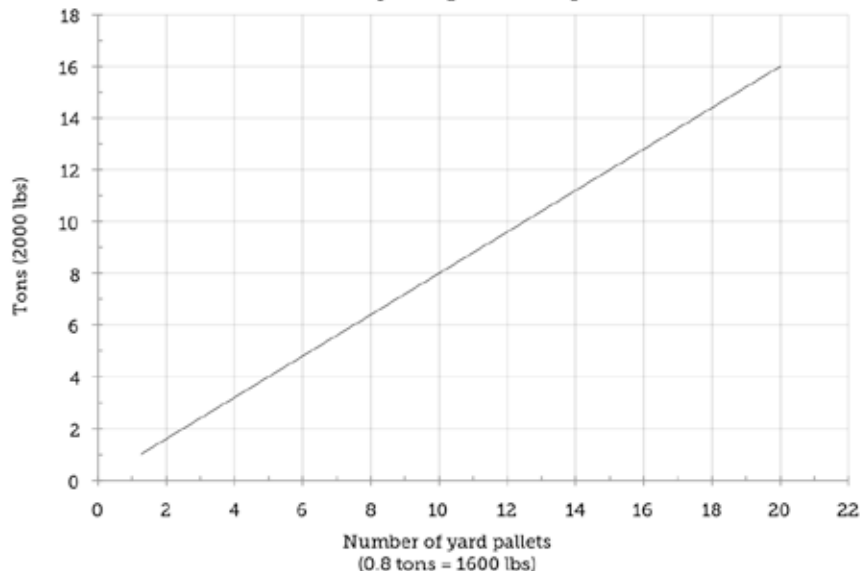
- \*2014 Prices are pre-tax and subject to change without notice.
- \*Stone is sold by yard pallet (0.8 tons) at the stoneyard, or by the ton at the quarry.
- \*Coverage will vary significantly with building style and wall height.
- \*Small and man-size stone are sorted +/- 1" thickness.
- \*2-man size stone sorted +/-3" thickness.
- \*Large stone sorted +/-5" thickness.
- \*DSWA Standard: BaseOfWall >= 12" and BaseOfWall = 1/2 WallHeight.

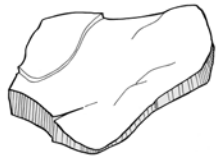
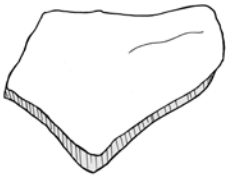
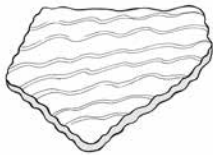
Use this chart to ballpark the amount of stone you require for each foot of wall (as per DSWA Standard, with 12" cap)



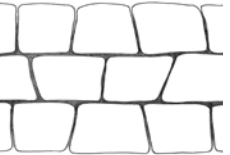





[ (Wall length) \* (weight per foot) = (total tons you require) ]

Use this chart to convert tons required to number of yard-pallets required



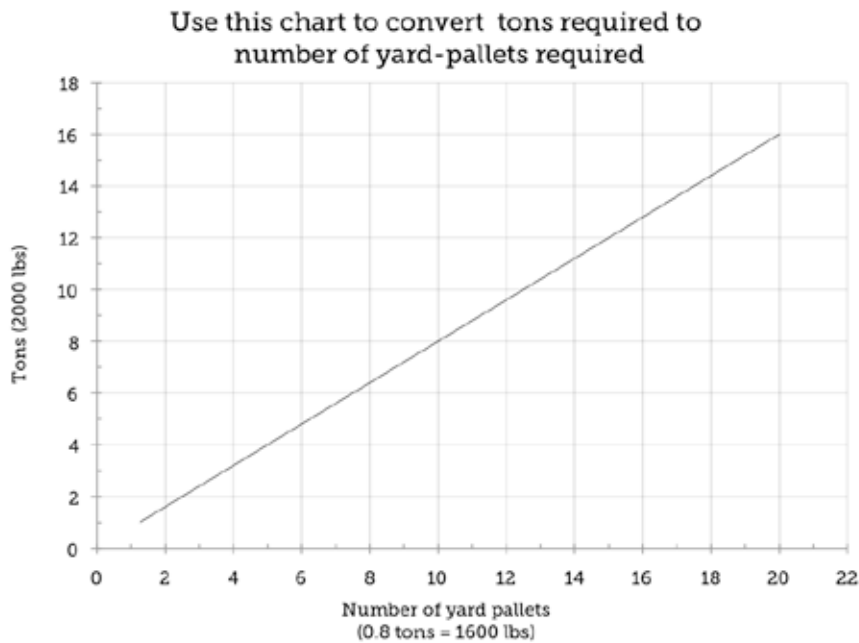
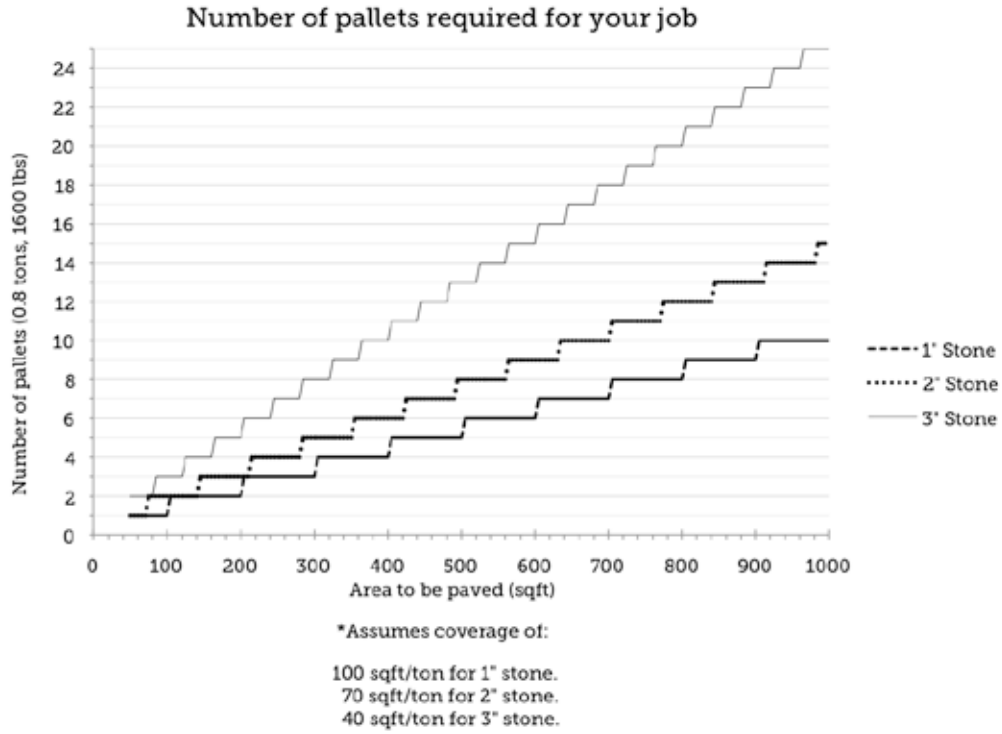
		Avg. size of stones (sqft)	Small .75-3	Med 3-9	Large 9-16	Larger 16-35	Special 35+	coverage per pallet
<b>Rough</b>		Avg price/sqft	-	-	-	-	-	
		1" price / pallet	-	-	-	-	-	90 sqft
		2" price / pallet	-	-	-	-	-	65 sqft
		3" price / pallet	-	-	-	-	-	35 sqft
		Avg price/sqft	-	-	-	-	-	
<b>Regular</b>		1" price / pallet	-	-	-	-	-	100 sqft
		2" price / pallet	-	-	-	-	-	70 sqft
		3" price / pallet	-	-	-	-	-	40 sqft
		Avg price/sqft	-	-	-	-	-	-
<b>Rippled</b>		1" price / pallet	-	-	-	-	-	100 sqft
		2" price / pallet	-	-	-	-	-	70 sqft
		3" price / pallet	-	-	-	-	-	40 sqft
		Avg price/sqft	-	-	-	-	-	-











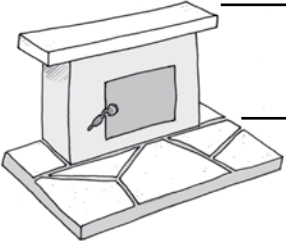


Cut Stone (3/4" thick)			One-stone-wide Paths (2" thick)		
Cobble Stone 2.5-7" wide	Cut Paving 6" wide	Custom Size 12-14" wide	1' wide	2' wide	3' wide
					
- -	- -	- -	- -	- -	- -
50 sqft/pallet	50 sqft/pallet	50 sqft/pallet	70 lnft/pallet	35 lnft/pallet	23 lnft/pallet



# Paving Stone

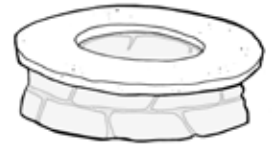
Notes



		* indoor use only	Thickness	Price/sqft	Price/pallet	Avg size pieces	coverage per pallet
<b>Veneers</b>	<b>Regular</b>	 Thin Tile*	0.25-.35"	-	-	0.25-1 sqft	500 sqft
		 Small Tile*	0.35-.75"	-	-	0.25-1 sqft	210 sqft
		 Large Tile	0.75-1"	-	-	1-3 sqft	150 sqft
		 1" Slab	1-1.5"	-	-	3-9 sqft	110 sqft
	<b>Ripple</b>	 Small Tile*	0.5-.75"	-	-	0.25-1 sqft	210 sqft
		 Large Tile	0.75-1"	-	-	1-3 sqft	180 sqft
		 1" Rippled Slab	1-1.5"	-	-	3-9 sqft	120 sqft
	<b>Select</b>	 Select 1" Veneer	1"	-	-	0.75-3 sqft	110 sqft
	<b>Cladding</b>	 Cladding	3-4"	-	-	0.74-2 sqft	42 sqft
	<b>Brick</b>	 Brick	3-4"	-	-	2"-2' long	50 sqft
		Mantle	Custom cut per lnft				
		Hearth Stone	1-3"	-	-	1-4 sqft	70 sqft
<b>Structural Masonry</b>	 Cut Block	3-8"	-	-	6-8" deep	various	
<b>Stair Treads</b>		1-3"	-	-	1-4' long		
		1-3"	-	-	4-6' long		
		1-3"	-	-	6'+		

Sawing & Flaming - setup + hrs labor

**Fire Pits**




fire pit not included

**Bird Bath  
with Pedestal**



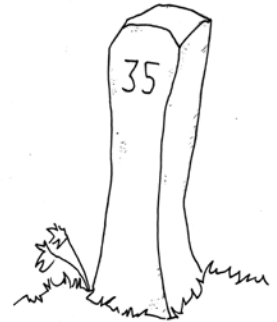
**Stone Men Cut**



**Stone Men Rustic**

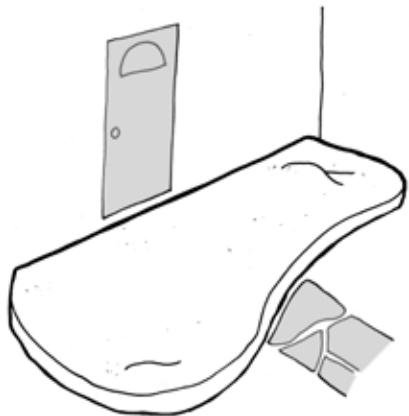
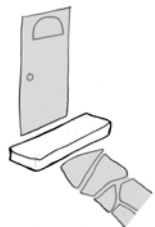
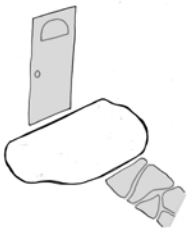


**Standing Stone**

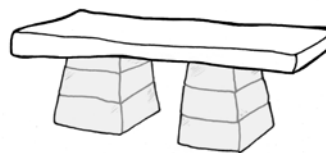



**Door Landings**

- |                      |               |
|----------------------|---------------|
| Door Landings -Large | 35+ sqft      |
| Door Landing -medium | 16-35 sqft    |
| Door Landing -small  | 9-16 sqft     |
| Small Step           | up to 4' long |



**Tables**



**Benches**

- less than 4' long
- 4-6' long
- more than 6' long



## One Piece

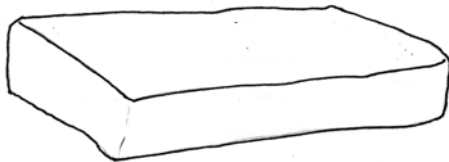
5-10" thick

**Rough**



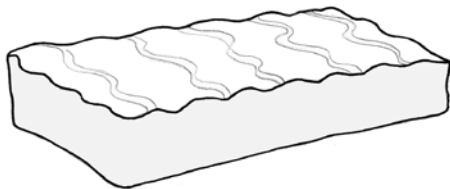
1-4' long -  
 4-6' long -  
 6'+ -

**Regular**



1-4' long -  
 4-6' long -  
 6'+ -

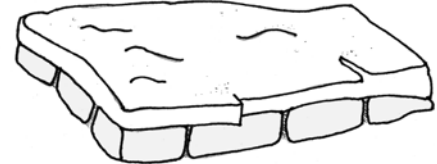
**Select**




1-4' long -  
 4-6' long -  
 6'+ -

## Riser & Tread

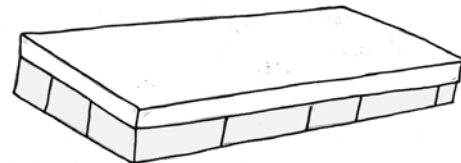
2-5" thick



1-4' long -  
 4-6' long -  
 6'+ -



1-4' long -  
 4-6' long -  
 6'+ -



1-4' long -  
 4-6' long -  
 6'+ -

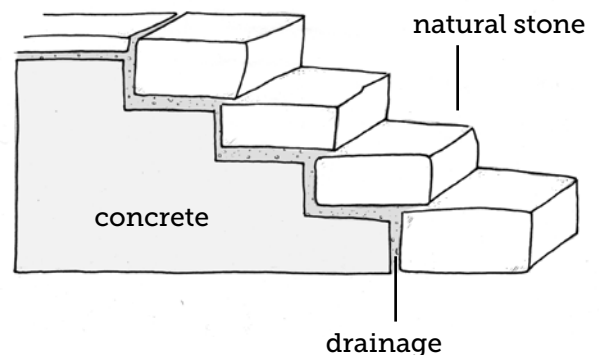
## Finishing Options

- Sawing** For custom sizing thin stone
- Feathering** For custom sizing thick stone
- Flaming** To remove saw cuts, drill marks, and blemishes

Setup + per hr labor and tools

## Concrete Covering

One-piece or tread and riser

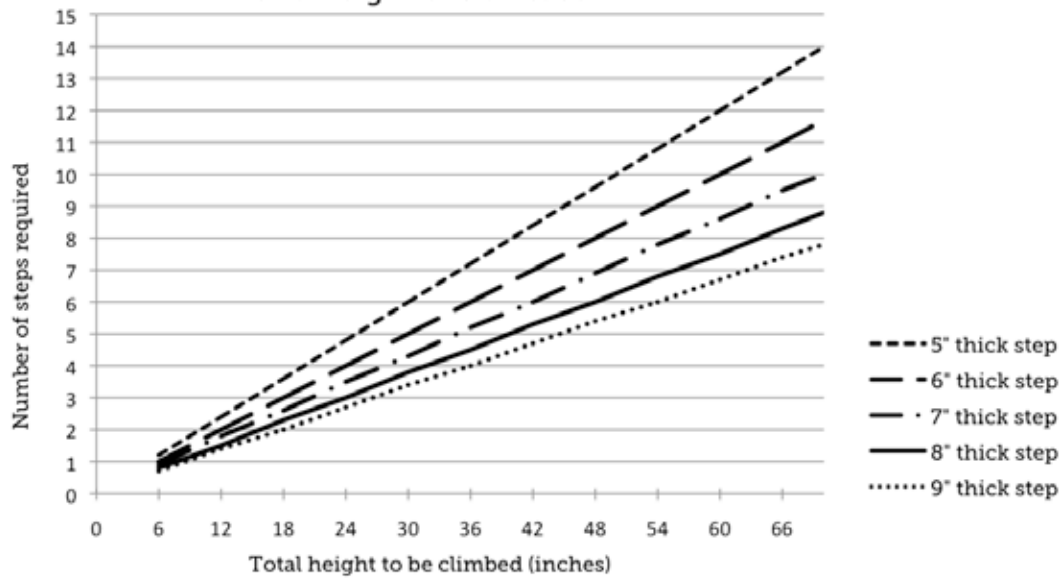




# Steps and Treads

Notes

Relationship between the number of steps and height of staircase



Relationship between the number of steps, tread depth and total length of staircase

